





RIVETS and BLIND THREADED INSERTS



- **Standard Blind Rivets**
- **Drive Pins**
- **Multi-Grips**
- **Structural Rivets**
- **Orlock® High Strength**
- **Bulb-Type Rivets**
- **Blind Threaded Inserts**
- **Tools & Tool Parts**



KANEBRIDGE
CORPORATION

Bulb-Type

Dome, All Aluminum

Dome, All Aluminum, Black Body

Blind Threaded Inserts

Flat Head

- Aluminum
- Steel Zinc Yellow

Flat Head, Ribbed


- Aluminum
- Steel Zinc Yellow

Small Head

- Aluminum
- Stainless Steel
- Steel Zinc Yellow

Small Head, Ribbed

- Aluminum
- Steel Zinc Yellow



Drive Pin

All Aluminum

- Brazier Head
- Brazier Head, Masonry
- Countersunk Head
- Liner Head
- Universal Head

Aluminum and Stainless

- Brazier Head
- Counter Sunk Head
- Universal Head

All Nylon

- Flat Head
- Mushroom Head
- Round Head
- Truss Head
 - Beige
 - Gray
 - White

Nylon and Steel

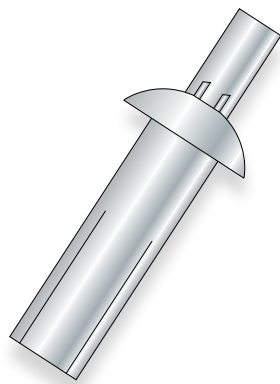
- Mushroom Head
- Round Head
- Truss Head

All Aluminum, Tamper-Resistant

- Brazier Head
- Liner Head

All Steel

- Universal Head



Structural Rivets

Aluminum

Steel

Tools and Tool Parts

Rivet Hand Gun, Heavy Duty

Rivet Hand Gun, Light Weight

Replacement Jaws

Replacement Nose Pieces

Replacement Shaft

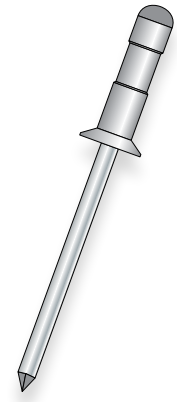
Multi-Grip

Aluminum Body, Steel Mandrel

- Brazier Head
- Countersunk (Black Phosphate Mandrel)
- Countersunk (Zinc Mandrel)
- Dome Head (Black Phosphate Mandrel)
- Dome Head (Zinc Mandrel)
- Large Flange (Black Phosphate Mandrel)
- Large Flange (Zinc Mandrel)
- Low Profile (Black Phosphate Mandrel)
- Low Profile (Zinc Mandrel)

Steel Body, Steel Mandrel

- Countersunk
- Dome Head
- Dome, Zinc Yellow Mandrel
- Large Flange
- Low Profile



Orlock® High Strength

All Aluminum

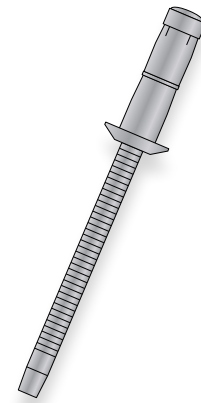
- Countersunk
- Dome Head

All Stainless

- Dome Head

All Steel

- Countersunk
- Dome Head



Standard Blind

All Aluminum

- Countersunk
- Dome Head
- Dome Head w/ White Body
- Large Head

Aluminum Body, Steel Mandrel

- Countersunk
- Dome Head
- Dome Head w/ White Body
- Large Head

Closed End

- All Aluminum
 - Dome Head
- Aluminum Body, Steel Mandrel
 - Countersunk
 - Dome Head
- All Stainless
 - Dome Head
- Steel Body, Steel Mandrel
 - Dome Head

Copper Body, Steel Mandrel

- Dome Head

All Stainless

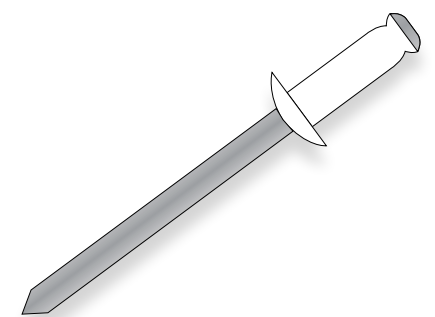
- Dome Head
- Large Head

Stainless Body, Steel Mandrel

- Countersunk
- Dome Head
- Large Head

All Steel

- Countersunk
- Dome Head
- Dome Head w/ White Body
- Large Head



**KANEBRIDGE
CORPORATION**

T: (800) 222-9221 | www.kanebridge.com

F: (201) 337-2301 | sales@kanebridge.com